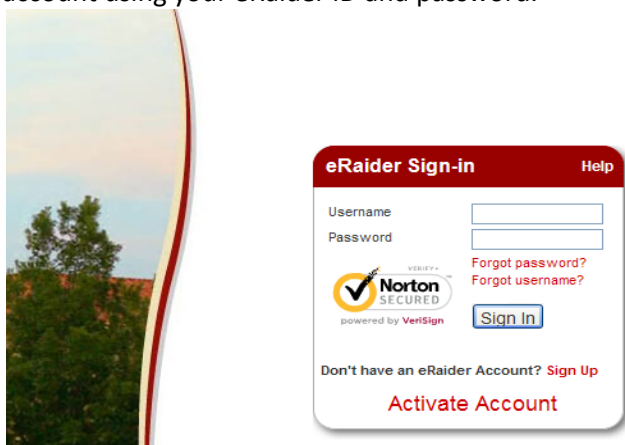


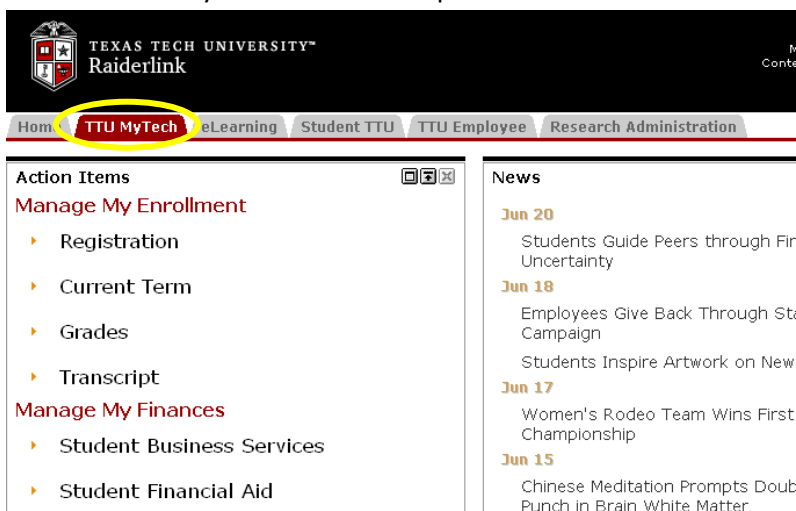
How to make a payment using



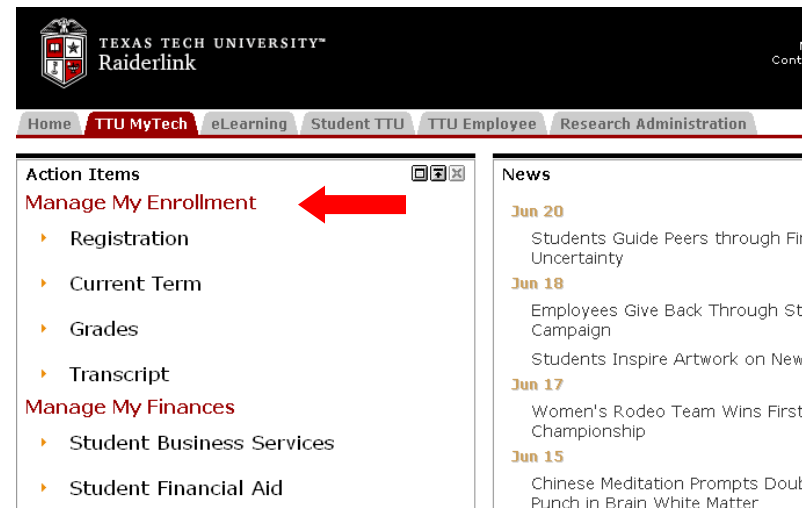
1. Go to <http://www.raiderlink.ttu.edu> and log in to your Raiderlink account using your eRaider ID and password.



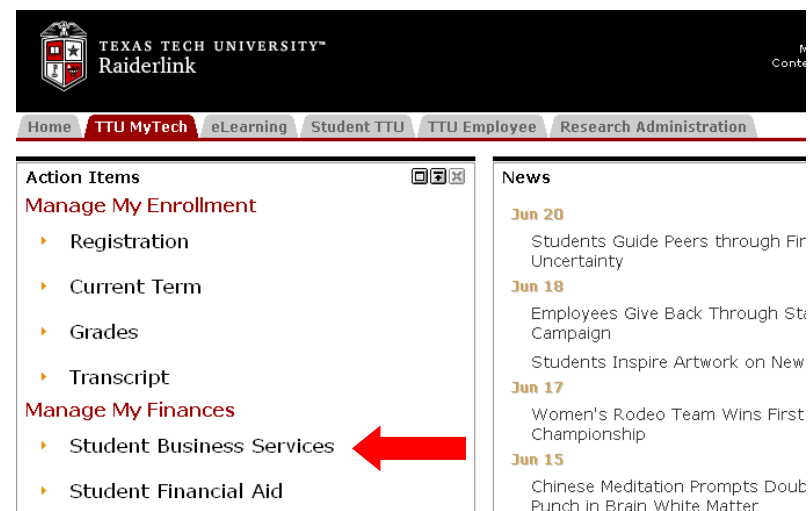
2. Click the “TTU MyTech” tab in the top left of the screen.



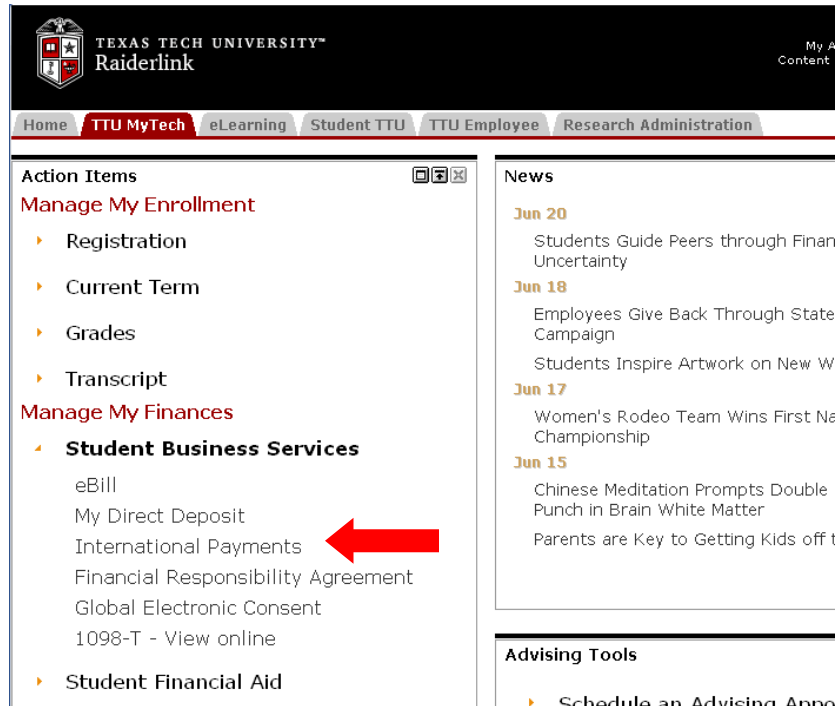
3. Make sure you have registered for classes. If you have not registered, click on “Registration.” (You cannot pay your bill until you have registered)



4. Click on “Student Business Services.”



5. Click on "International Payments."



TEXAS TECH UNIVERSITY™
Raiderlink

Home TTU MyTech eLearning Student TTU TTU Employee Research Administration

Action Items

Manage My Enrollment

- Registration
- Current Term
- Grades
- Transcript

Manage My Finances

- Student Business Services**
 - eBill
 - My Direct Deposit
 - International Payments**
 - Financial Responsibility Agreement
 - Global Electronic Consent
 - 1098-T - View online
- Student Financial Aid

News

Jun 20
Students Guide Peers through Finan Uncertainty

Jun 18
Employees Give Back Through State Campaign
Students Inspire Artwork on New W

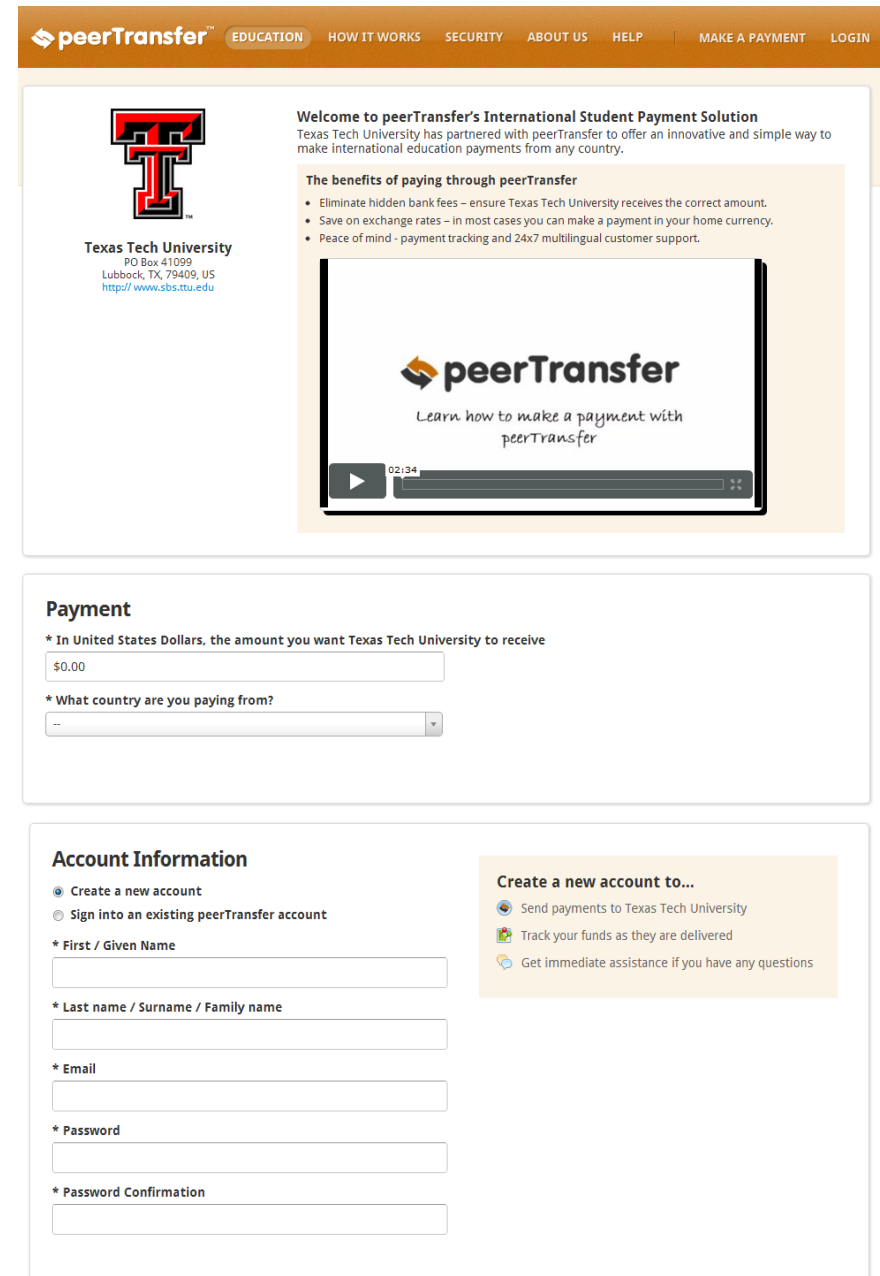
Jun 17
Women's Rodeo Team Wins First Na Championship

Jun 15
Chinese Meditation Prompts Double Punch in Brain White Matter
Parents are Key to Getting Kids off t

Advising Tools

- Schedule an Advising Appo

6. This will take you to peerTransfer (ttu.peertransfer.com) where you will create a peerTransfer login and fill out your payment details.



peerTransfer™ EDUCATION HOW IT WORKS SECURITY ABOUT US HELP MAKE A PAYMENT LOGIN

Welcome to peerTransfer's International Student Payment Solution
Texas Tech University has partnered with peerTransfer to offer an innovative and simple way to make international education payments from any country.

The benefits of paying through peerTransfer

- Eliminate hidden bank fees – ensure Texas Tech University receives the correct amount.
- Save on exchange rates – in most cases you can make a payment in your home currency.
- Peace of mind - payment tracking and 24x7 multilingual customer support.

Payment

* In United States Dollars, the amount you want Texas Tech University to receive

\$0.00

* What country are you paying from?

--

Account Information

☒ Create a new account
☐ Sign into an existing peerTransfer account

* First / Given Name

* Last name / Surname / Family name

* Email

* Password

* Password Confirmation

Create a new account to...

- Send payments to Texas Tech University
- Track your funds as they are delivered
- Get immediate assistance if you have any questions

7. Fill out the “Student Information” and “Payer Information” portions of the page, then click “Continue with Payment.”

Payment Information

- * Payment type
 - * Student account payment

Student Information

- * Student ID (R #)
- * First name
Given name
- Middle name
- * Last name
Surname / Family name
- * Date of birth
- * Student Email Address
- * Program of Study
 - Select options
- * Expected year of graduation from Texas Tech University
 - Select options

Payer Information

- * First name on bank account
If paying on behalf of a company/organization, please enter in contact first name
- Middle name
- * Last name
If paying on behalf of a company/organization, please enter in contact last name
- * Address 1
- Address 2
- * City
- State / Province / Region
- ZIP / Postal Code
- * Country
 -
- * Phone number including country code

By clicking "Continue with Payment" I agree to the following:

- peerTransfer's Service Terms of Use and Privacy Policy
- make a bank transfer from your bank before July 23rd.

Continue with Payment

8. Once the necessary information is entered, you will receive payment delivery instructions on how to send your payment to peerTransfer by visiting your bank (online, phone, or in person).

peerTransfer MY PAYMENTS Logged in as Marybeth LOGOUT

PaymentsProfileSupport

Follow the Bank Transfer Instructions below

YouYour BankpeerTransferpeerTransfer University

Pending10,000.00 USD to peerTransfer UniversityCancel Payment

Payment ID	Payment to Send	Savings	Created on
PTU236127338	7,660.00 EUR	222.00 EUR	Feb 10, 2012

Bank Transfer Instructions

Please initiate your payment by **February 14, 2012**.
Follow the steps below to ensure quick and accurate delivery of your payment.

OnlinePhoneBank

To Pay via Online Bank or Bank by Phone
Create a Bank Transfer with the information below

Amount and Currency to send: 7,660.00 EUR
Beneficiary Bank: ING Belgium S.A./N.V., Breda Branch
Beneficiary Bank Address: Bijster 9, 4817 HZ Breda, The Netherlands
Beneficiary Bank IBAN: NL8488800209973706
Beneficiary Bank SWIFT or BIC code: IBBRNL2X (or IBBRNL20000)
Beneficiary Customer: peerTransfer Education
Beneficiary Address: 200 Portland Street, Suite 301 Boston, MA 02114

To Pay at your Local Bank Branch
Print the form below and bring it to your bank to initiate a Bank Transfer

[Bank Transfer Instructions Form](#)

Speed up your payment delivery!
Let us know the date you initiated the Bank Transfer

Submit

9. PeerTransfer will convert the funds and send the amount to Texas Tech, where it will be credited to your student account. If your home currency isn't available, you can still save by sending your payment in U.S dollars.

10. You will be able to login to your peerTransfer account at any time to track the progress of your payment. Once Texas Tech receives your payment we will send you a payment confirmation email. **(Please note - it may take up to 3 business days for the Texas Tech to post the payment to your account.)**